


XRW SERIES PUMPS

With Xcentric™ Impeller Technology



PENTAIR XRW. Built for what's next.

 **PENTAIR**
FAIRBANKS NIJHUIS

MEET THE ALL-NEW XRW

Less space. Less energy. Less maintenance.


THE REVOLUTIONARY PUMP FOR TODAY'S SOLIDS

Wastewater isn't what it used to be.

Large amounts of wet wipes, swabs and other solids lead to more clogging than ever before. Enter the brand new XRW Series.

The ground-breaking Xcentric™ Impeller eliminates traditional vane leading edges.

It features a tapered conical shape for efficient pumping and handling of difficult solids. That adds up to significantly reducing clogs, lower power consumption, longer service intervals, and less vibration.



SUSTAINABLE PRODUCT OF THE YEAR!

The XRW Series was named the 2024 Sustainability Product of the Year by Business Intelligence Group. This award recognizes products that improve sustainability and are designed to be more eco-friendly than market alternatives.

FROM WIPE TO WASTE, XRW SERIES HANDLES THE FLOW.



SUPERIOR CLOG RESISTANCE

Wipes and solids flow through.
No blockages, no breakdowns.



LOWER OPERATIONAL COSTS

Fewer failures, less maintenance,
lower energy use. Big savings long term.



LESS CAPACITY DRIFT

Runs smoother and quieter.
Less wear, more comfort.



REDUCED ENERGY CONSUMPTION


Smaller pump, same flow, less energy.
Higher output at lower cost.

PROFIT FROM A LOWER TOTAL COST OF OWNERSHIP (TCO)*

- ◆ Less clogging = reduced downtime and maintenance
- ◆ Reduced capacity drift for lower energy consumption
- ◆ Minimal vibration for enhanced reliability and efficiency

MAKE A DIFFERENCE IN TYPICAL APPLICATIONS

- ◆ Wastewater (sewage) lifting stations
- ◆ Wastewater booster stations
- ◆ Wastewater treatment plants
- ◆ Sludge treatment
- ◆ Surface water pumping stations



* Actual results will vary based on application and a range of other factors. Clogging resistance, capacity drift, reduced vibration, energy savings/efficiency, and total cost of ownership information are based on Pentair field testing, customer-gathered data, and testimonials from XRW Series pumps.

HIGH-EFFICIENCY SOLIDS HANDLING PUMPS

Engineered for performance
For 50Hz and 60Hz applications

1 BEARINGS

Permanently lubricated bearings are housed in a compact bracket to simplify handling

2 MECHANICAL SEALS

Double mechanical seals provide increased durability and can be replaced without specialized tools or external flushing

3 IMPELLER

Patented Xcentric™ Impeller constructed with ductile cast iron withstands harsh environments and allows objects to pass freely

4 INSPECTION OPENING

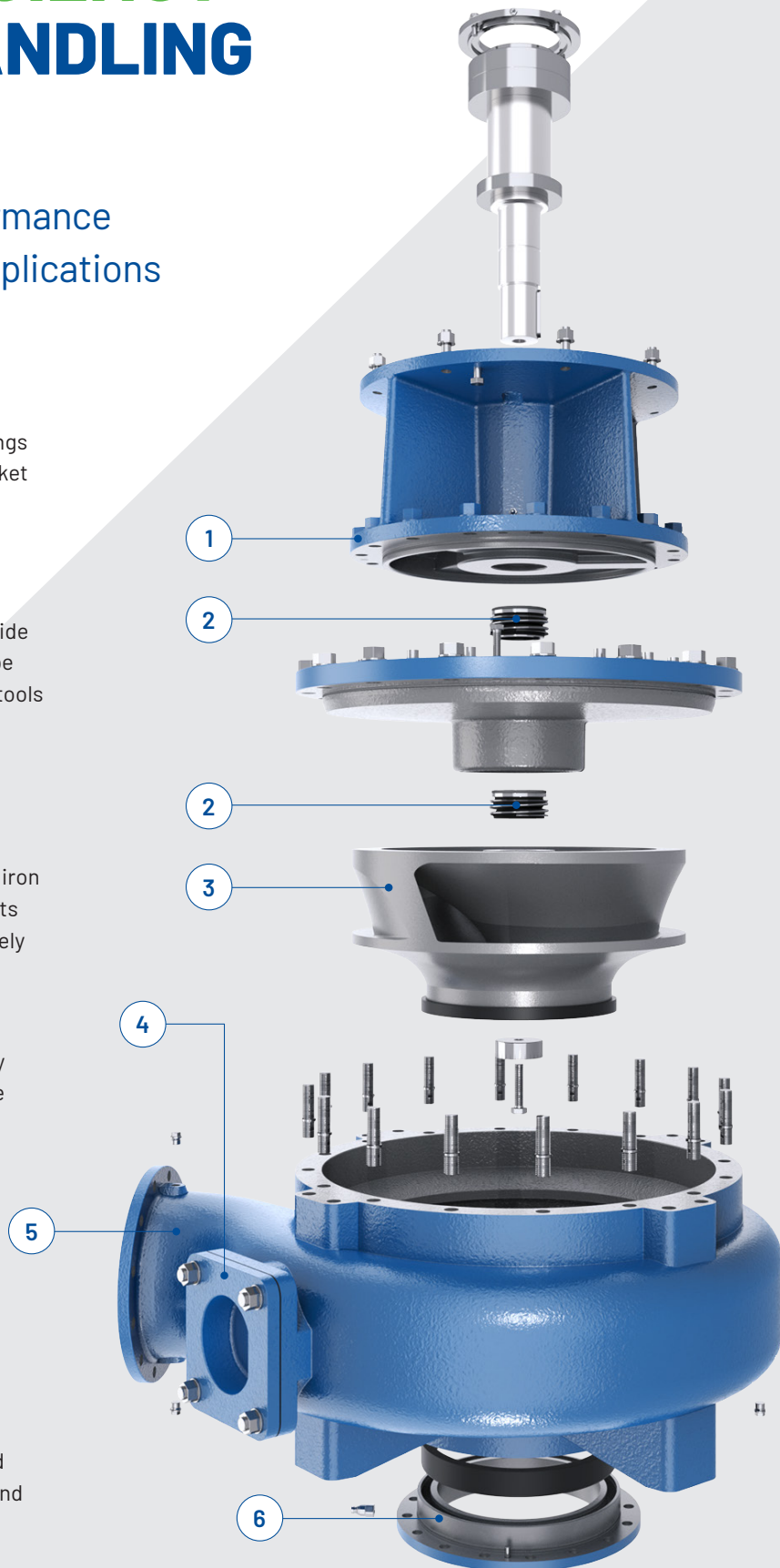
Accommodates the possibility of inspection inside the volute

5 CASING

Built with ductile cast iron to withstand harsh environments and provides increased longevity

6 VOLUTE WEAR RING

Adjustable using hydraulic pressure and cast in hardened steel to protect the impeller and casing from excessive wear



CONFIGURATIONS AND OPTIONS



Horizontal and vertical orientations.



Standardized IEC B5 pump design provides flexibility for motor brand.



DIN / ANSI Flanges connections built for universal compatibility.

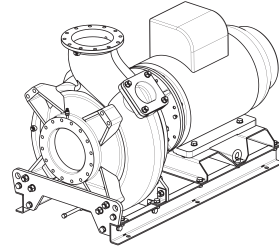


Horizontal frames with cantilever option for improved servicability.

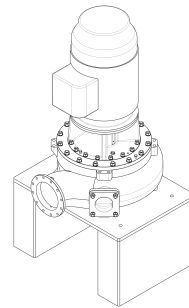


Remote monitoring to ensure optimal performance and early detection of issues.

Horizontal Configuration




Vertical Configuration



PASSING VS. CHOPPING SOLIDS

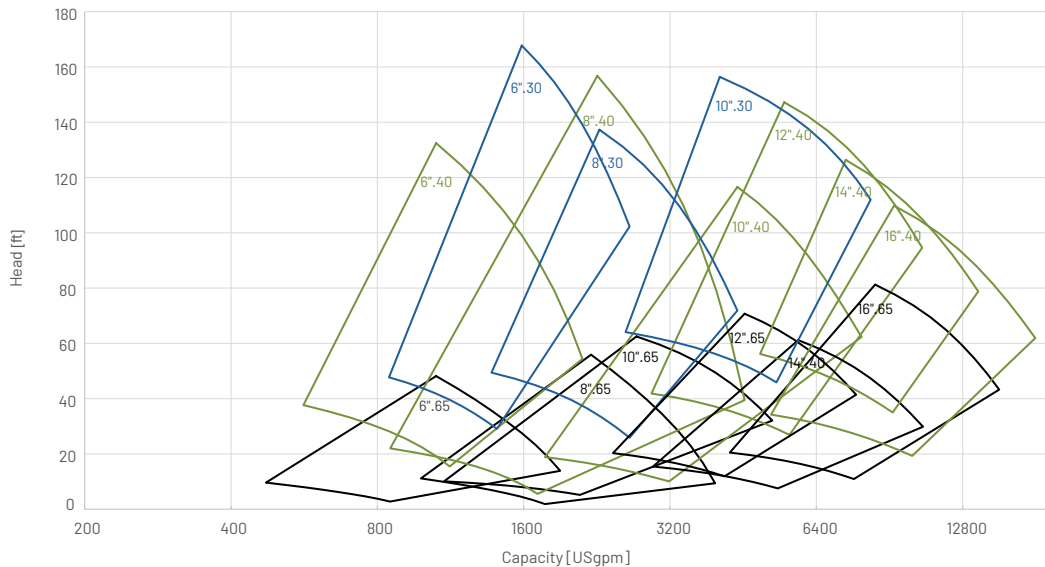
Some municipalities opt to pass whole solids in wastewater systems rather than chopping or grinding them due to simpler operations, compatibility with existing infrastructure, and alignment with environmental and regulatory standards. This approach can reduce maintenance, avoid potential microplastic concerns, and meet various guidelines. The best method depends on each system's specific needs.



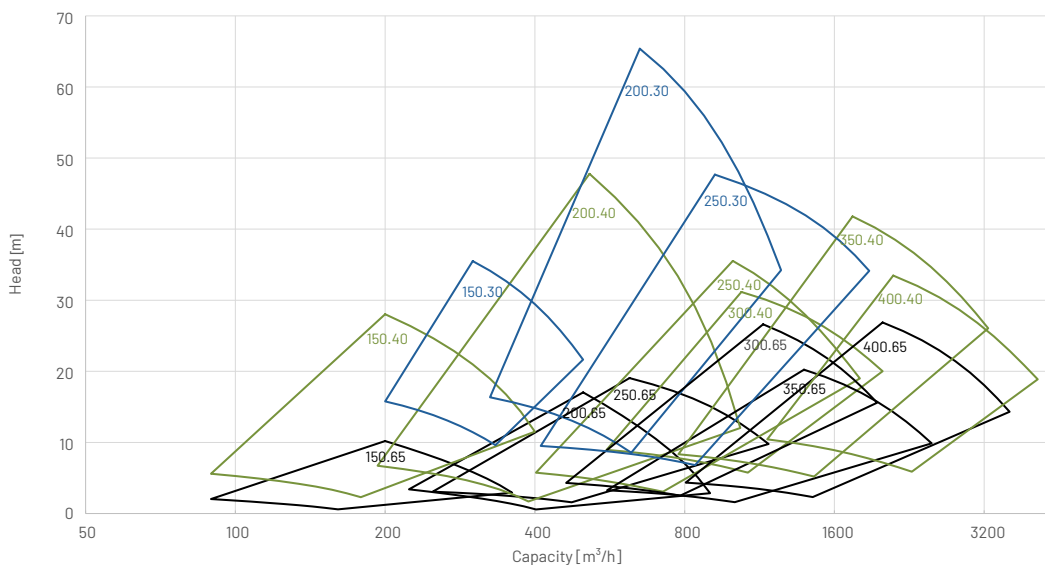
XRW SERIES PERFORMANCE DATA

The XRW Series range of pumps cover flow rates up to 13,000 GPM (3000 m³/h) and heads up to 200 ft. (60m). Our experts are standing by to guide you in selecting the ideal pump that perfectly matches your application and operating requirements.

XRW Series Performance Curves - 60Hz



XRW Series Performance Curves - 50Hz



ONE PUMP FOUR PERSPECTIVES

The XRW Series is built for everyone involved in water infrastructure — from strategy to execution. Discover what makes the difference for your role.



FOR END USERS

RELIABLE PERFORMANCE. LOWER LONG-TERM COSTS.

The XRW Series helps municipalities and water authorities meet legal standards and future demands — with fewer failures, lower energy use, and a smaller environmental footprint.



FOR TECHNICAL CONSULTANTS

SMARTER RECOMMENDATIONS, FULLY BACKED.

Quick access to specifications and technical documents helps you recommend innovative, high-performing solutions with confidence.



FOR DISTRIBUTORS

A PRODUCT THAT SELLS - AND BUILDS TRUST.

Low service demands, and strong supplier support make the XRW Series a standout addition to your portfolio.



FOR CONTRACTORS

FAST, SEAMLESS, AND PROFITABLE INSTALLATION.

The compact and easy-to-integrate XRW Series keeps projects on time and on budget with fewer modifications and less post-install hassle.

Let's talk impact

UPGRADE TO THE XRW SERIES TODAY

Want to see what the XRW Series could do for your installation, your clients, or your business? Let's calculate your savings potential.



DESIGNED FOR SIMPLICITY

Fewer moving parts and greatly reduced clogging



ENVIRONMENT FRIENDLY

Avoid grinding that may contribute to microplastics



FUTURE READY

Meet regulatory expectations for solids handling



3601 Fairbanks Avenue
Kansas City, KS 66106
Ph: 913.371.5000

[PENTAIR.COM/XRWPUMPS](https://www.pentair.com/xrwpumps)

All indicated Pentair trademarks and logos are property of Pentair. Third-party registered, and unregistered trademarks and logos are the property of their respective owners.

©2025 Pentair. All Rights Reserved.

FN24057-EN (10-23-25)

